




An Overview: The State's Separate System of Privately Operated Charter Schools in Ector County ISD

August 2020

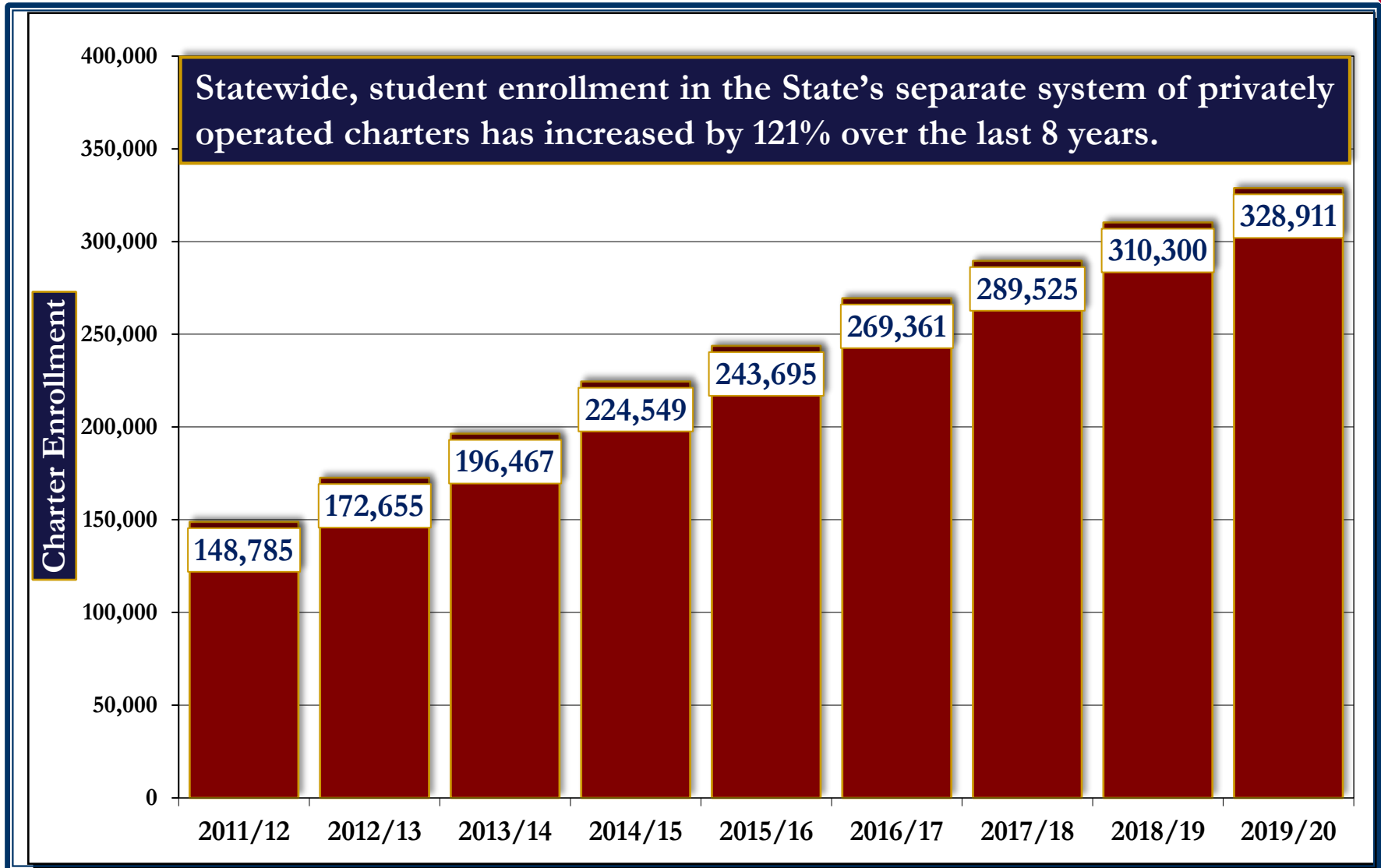
By: William J. Gumbert

It's Your Schools, Students, Tax Dollars and Communities

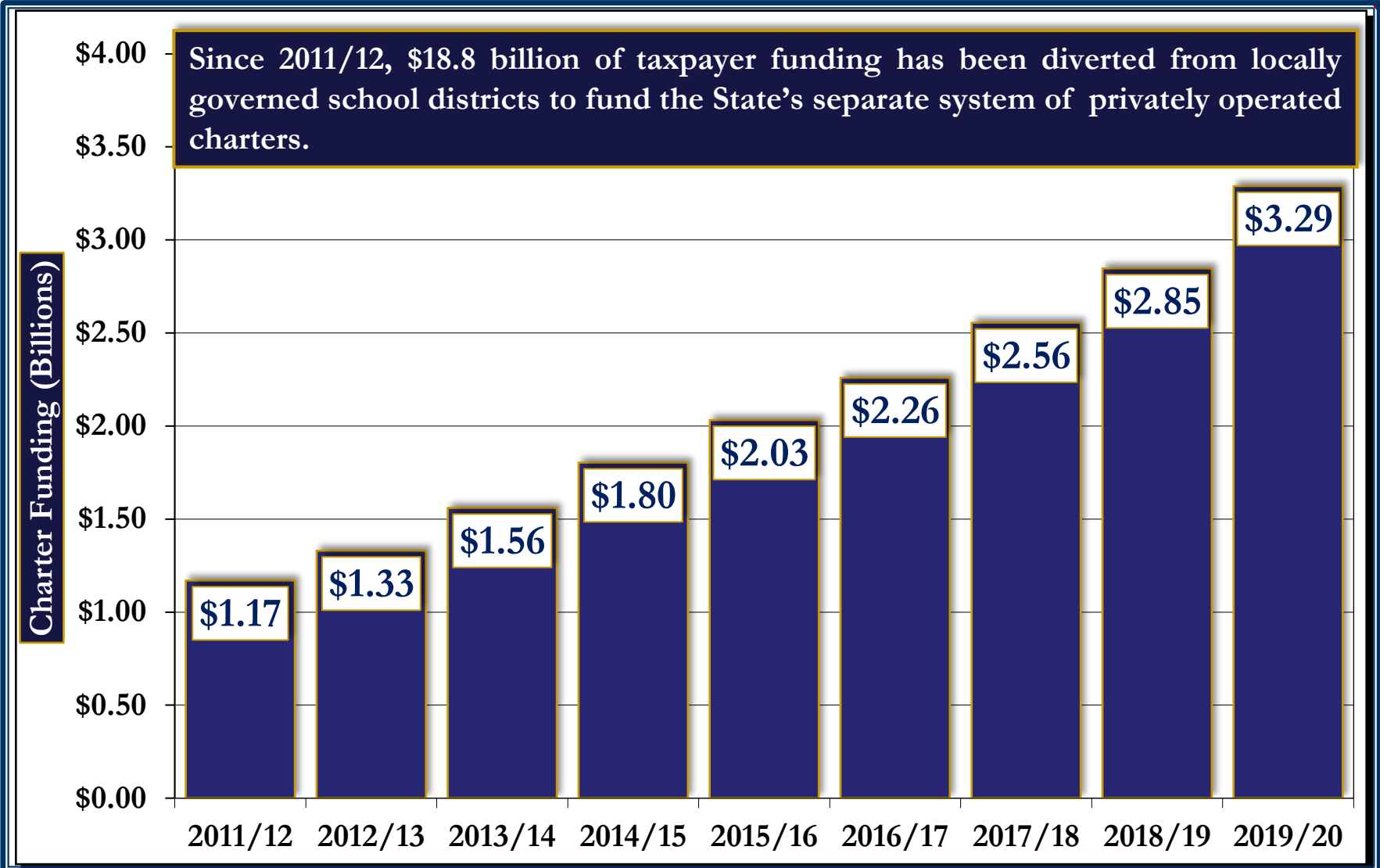


With limited information being available to local parents, taxpayers and stakeholders, this material is intended to provide an overview of the State's separate system of privately operated charter schools ("charters") in Odessa.

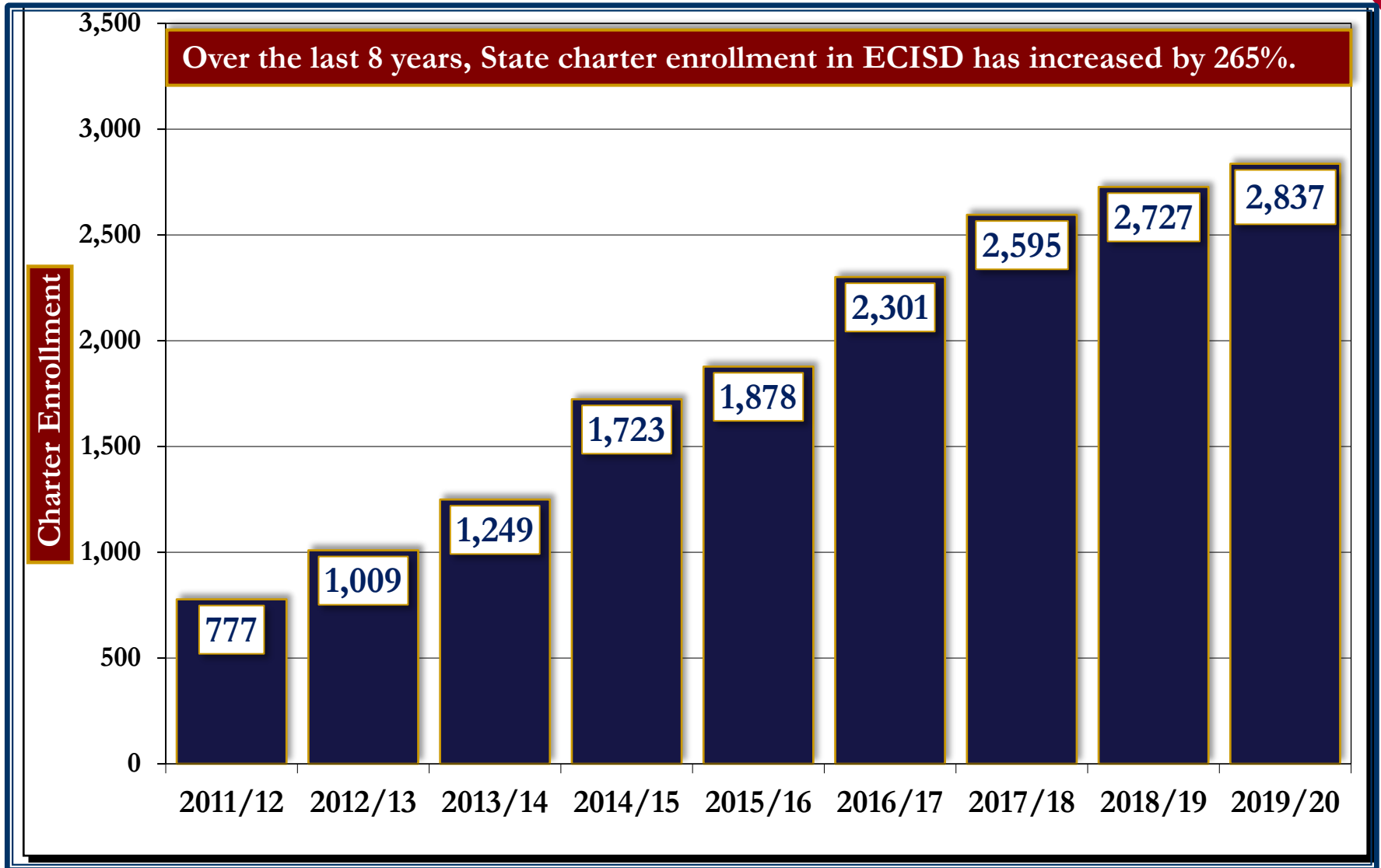
Historical Charter Enrollment: State of Texas



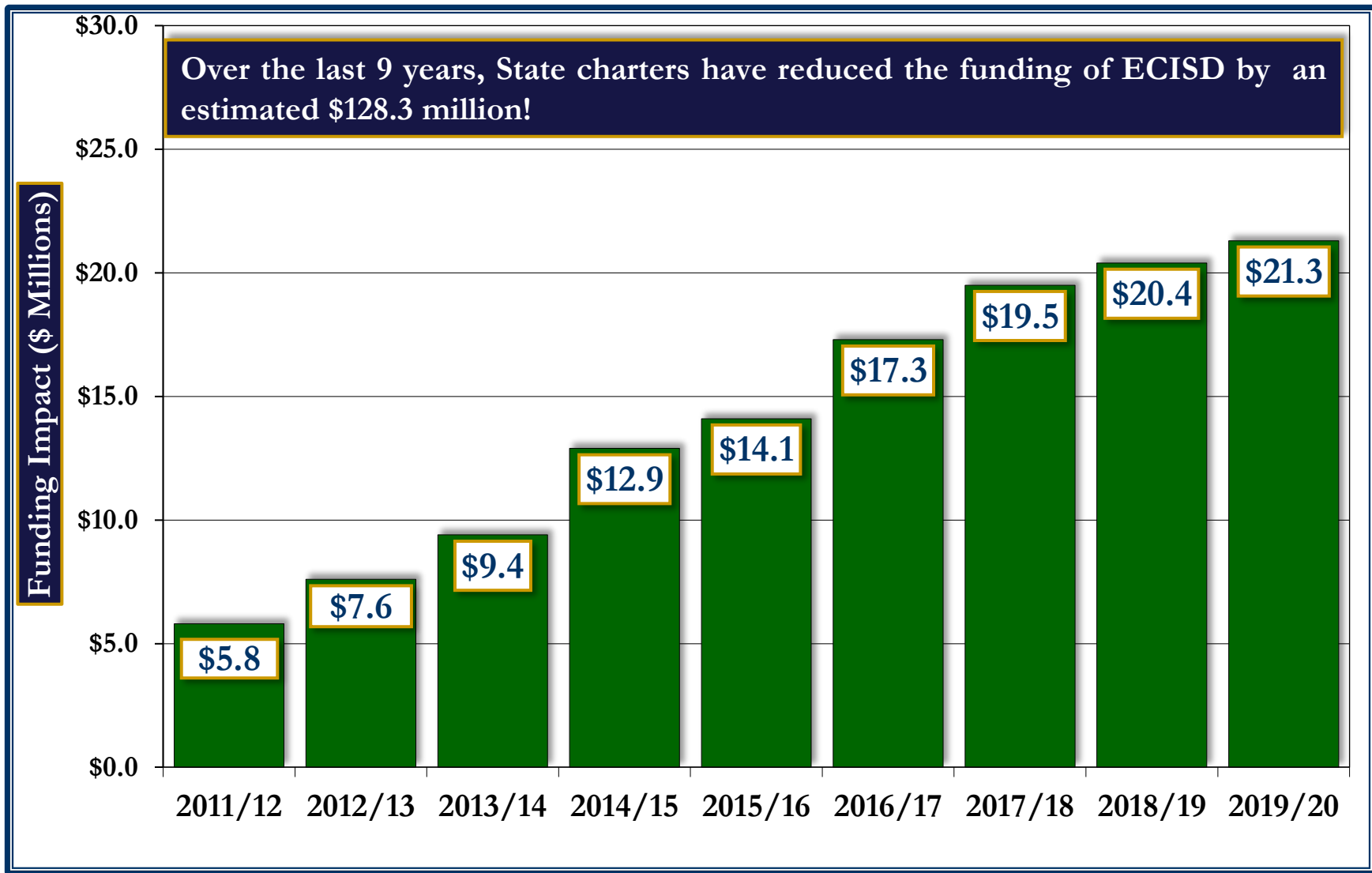
Taxpayer Funding for Charters: State of Texas



ECISD - Historical State Charter Enrollment



ECISD: Estimated Financial Impact of Charters




State Charters in ECISD

- ECISD has a C (75) State academic accountability rating and 3 of the 6 State charter campuses enrolling ECISD students have a lower academic rating.
- 2 of the State charter campuses are evaluated with lower academic standards as Alternative Education Accountability (“AEA”) campuses.

Charter	Campus Rating	2019/20 Enrollment	Estimated Annual Impact
Compass Academy Charter School	B (83)	1,177	\$ 8,827,500
UTEP STEM Academy	C (77)	704	\$ 5,280,000
Harmony Science Academy	C (74)	481	\$ 3,607,500
Richard Milburn Alt. High School	D (63)/AEA	448	\$ 3,360,000
Texas Leadership	F (51)	14	\$ 105,000
ResponsiveEd – Premier High Schools	A (90)/AEA	13	\$ 97,500
Total	--	2,837	\$ 21,277,500


Comparison of Student Populations

In comparison to the State charter campuses in Odessa that are listed below, ECISD serves a significantly higher percentage of “At Risk”, “English Language Learners”, “Disciplinary” and “Mobile” students.

Description		Compass Academy Charter School	UTPB STEM Academy	Harmony Science Academy – Odessa
Enrollment	33,159	1,116	721	498
Economically Disadvantaged	56.4%	13.1%	19.0%	62.2%
“At Risk” Students	57.4%	23.1%	28.4%	25.9%
English Language Learners	18.6%	0.3%	2.6%	10.6%
Students with Disabilities	8.6%	7.4%	4.9%	10.6%
Disciplinary Students	687	0	0	0
Student Mobility	18.5%	2.6%	10.6%	7.5%

Comparison of Per Student Expenditures

In comparison to the State charter campuses in Odessa that are listed below, ECISD expends a comparable amount for Instruction and significantly more for student support services and career & technical training.

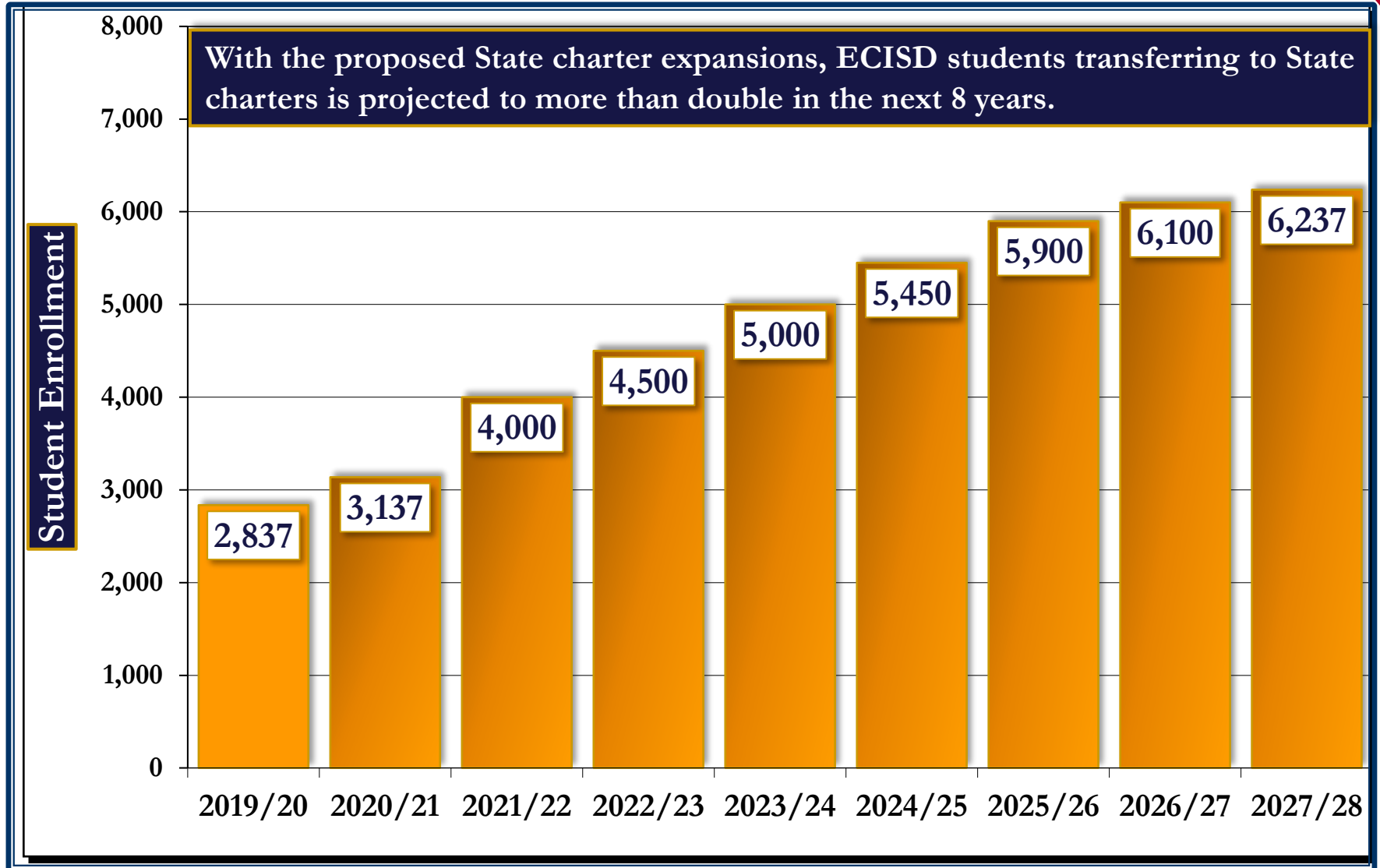
Description		Compass Academy Charter School	UTPB STEM Academy
Instruction	\$ 4,757	\$ 4,734	\$ 4,649
Career & Technical Training	\$ 235	\$ 0	\$ 161
Guidance/Counseling	\$ 351	\$ 123	\$ 88
Extracurricular Activities	\$ 165	\$ 66	\$ 0
Health/Community Services & Social Work	\$ 134	\$ 69	\$ 78
General Administration/School Leadership	\$ 812	\$ 669	\$ 859

Proposed State Charter Expansions Impacting ECISD

- At a minimum, ECISD is projected to have 3,400 additional students transfer to State charters in future years due to the expansions that are summarized in the table below.
- These projections do not include the impact of the additional 8 campuses that IDEA Public Schools is planning to open in the Permian Basin.

Charter Campus	Opening	Grades Served	Estimated Enrollment
Compass Academy Charter Expansion	--	--	400
ResponsiveEd – Premier High Schools	2020	9-12	200
IDEA Permian Basin Academy 1	2021	PK-5	800
IDEA Permian Basin College Prep 1	2021	6-12	600
IDEA Permian Basin Academy 2	2021	PK-5	800
IDEA Permian Basin College Prep 2	2021	6-12	600
Projected State Charter Growth	--	--	3,400

ECISD: Projected State Charter Enrollment



Conclusion and Disclosures

It's YOUR: Children
It's YOUR: Family
It's YOUR: Schools
It's YOUR: Tax Dollars
It's YOUR: Community
It's YOUR: Choice



*Disclosures: This material was prepared by William J. Gumbert, a voluntary advocate of public education. The material was assembled to educate parents, taxpayers and stakeholders in Odessa on the State's separate system of taxpayer funded, privately operated charter schools. **No direct or indirect compensation has been provided to the author for the preparation of this material.***

The contents herein are based upon information provided by the Texas Education Agency, Txschools.gov, and other publicly available information. Sources for the content are identified herein. While the author believes these sources to be reliable, the author has not independently verified the information. The material also contains estimates that are based upon the professional experience of the author.

*The opinions expressed herein are solely the opinions of the author. **All readers are encouraged to complete their own review of the "Charter School Movement" and make their own independent conclusions.***