



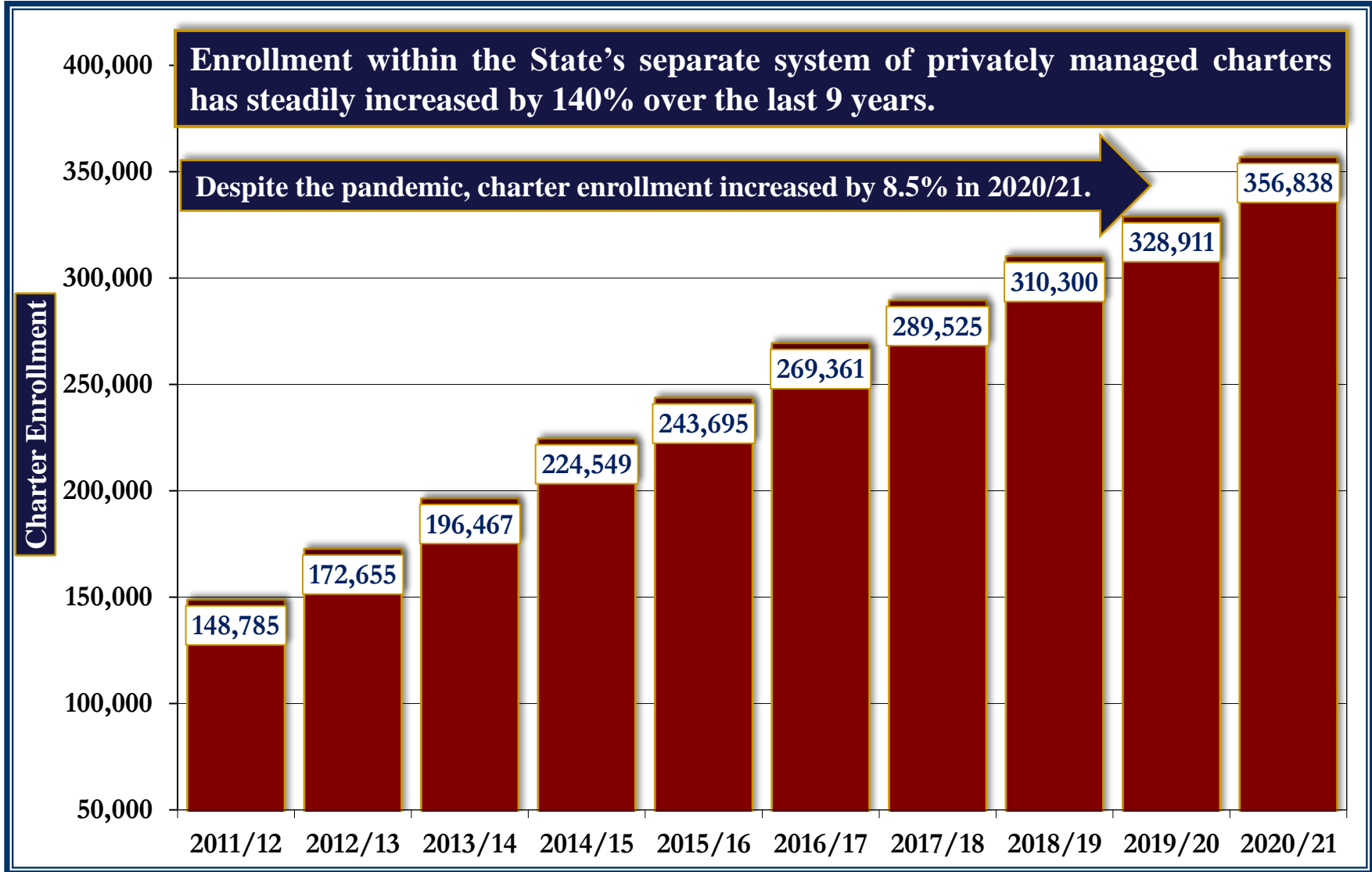
El Paso Region Charter Enrollment Update - 2020/21



March 2021

By: William J. Gumbert

Historical Charter Enrollment in Texas

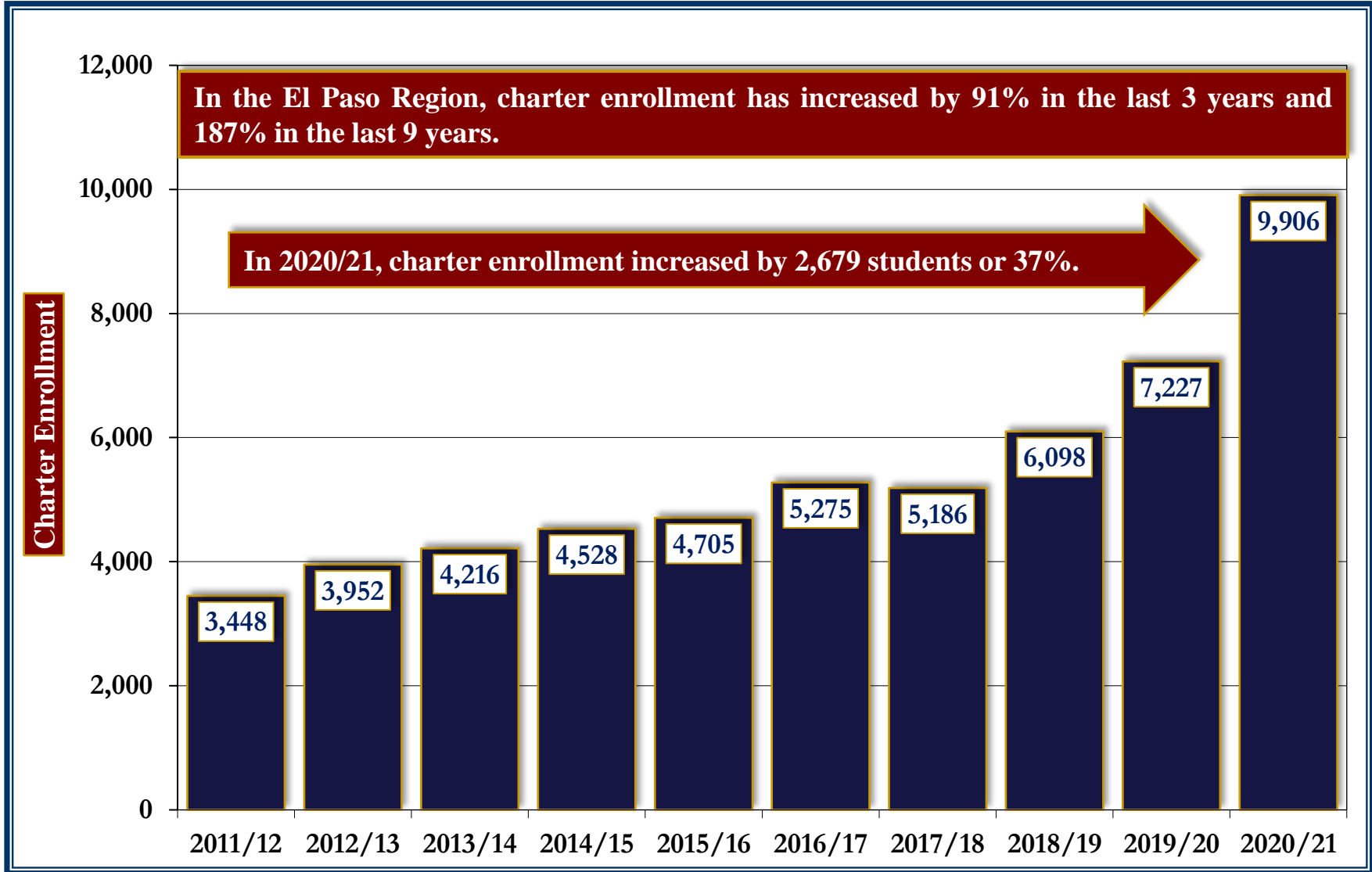


Charter Enrollment: By Region

The Houston, San Antonio, and Rio Grande Valley Regions have witnessed the largest charter enrollment increase over the last 3 years. However, the El Paso Region has experienced the largest percentage increase of 91% during this time.

ESC Region	Enrollment – 2017/18	Enrollment – 2020/21	3-Year Increase	Percentage Increase
1 - Edinburg	34,876	45,076	10,200	29%
4 - Houston	67,655	82,421	14,766	22%
10 - Dallas	65,976	70,918	4,942	7%
11 – Fort Worth	31,685	39,156	7,471	24%
13 - Austin	27,159	34,893	7,734	28%
19 – El Paso	5,186	9,906	4,720	91%
20 – San Antonio	32,545	44,957	12,412	38%
Total – 7 ESC's	265,082	327,327	62,245	23%

El Paso Region: Historical Charter Enrollment



El Paso Region – Charter Enrollment and Growth

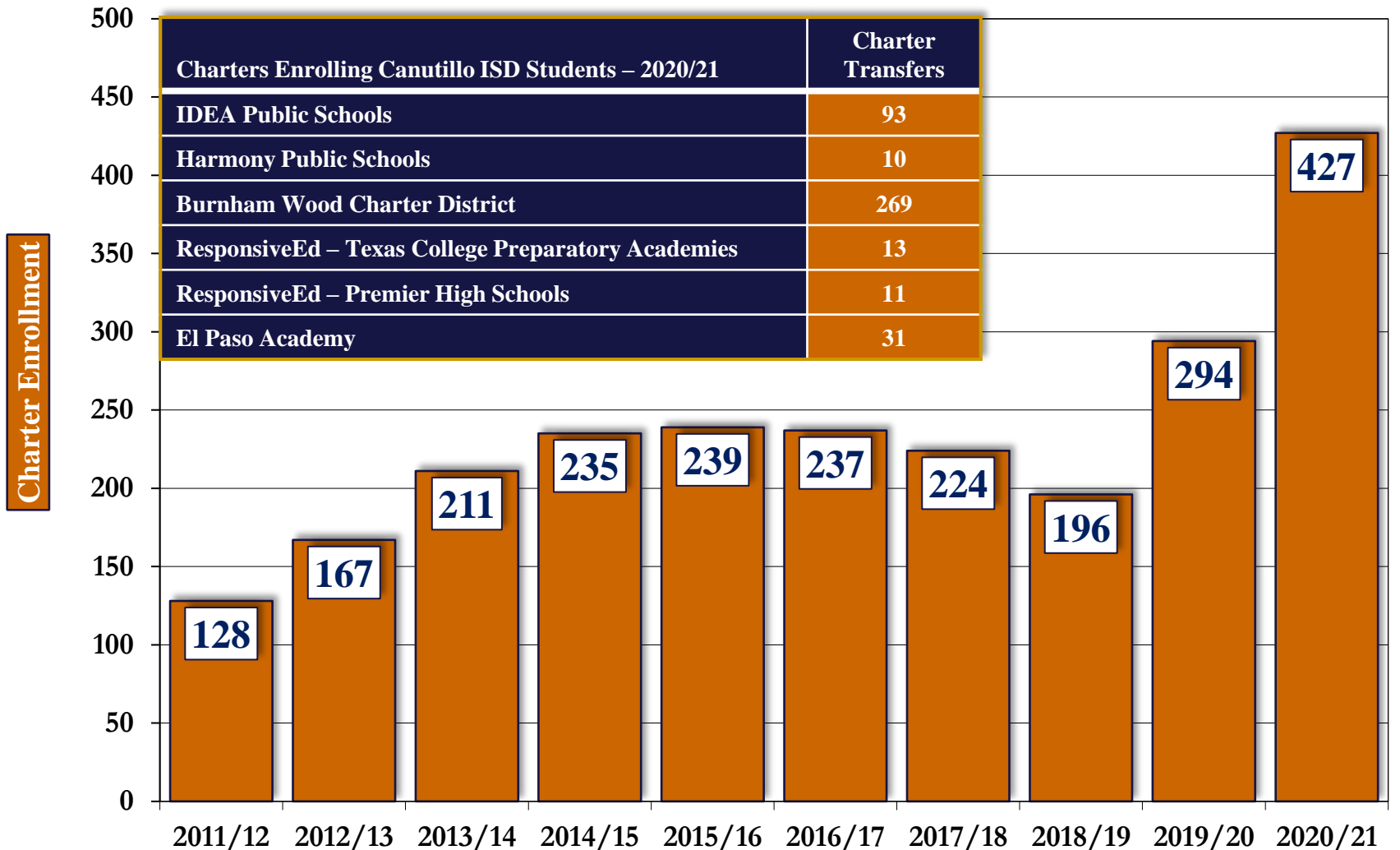
In the El Paso Region, 10 charters are recruiting students from local school districts. In 2020/21, charter enrollment increased by 2,679 students as summarized below.

Charter	Enrollment – 2020/21	Enrollment – 2019/20	Change
IDEA Public Schools	3,718	1,949	1,769
Harmony Public Schools	3,195	2,737	458
Burnham Wood Charter District	1,248	1,071	177
ResponsiveEd – Texas College Preparatory Academies	329	0	329
ResponsiveEd – Premier High Schools	323	250	73
El Paso Academy	307	335	(28)
Vista Del Futuro Charter School	241	284	(43)
El Paso Leadership Academy	198	214	(16)
Triumph Public High Schools	176	187	(11)
La Fe Preparatory	171	200	(29)
Total – 10 Charters	9,906	7,227	2,679

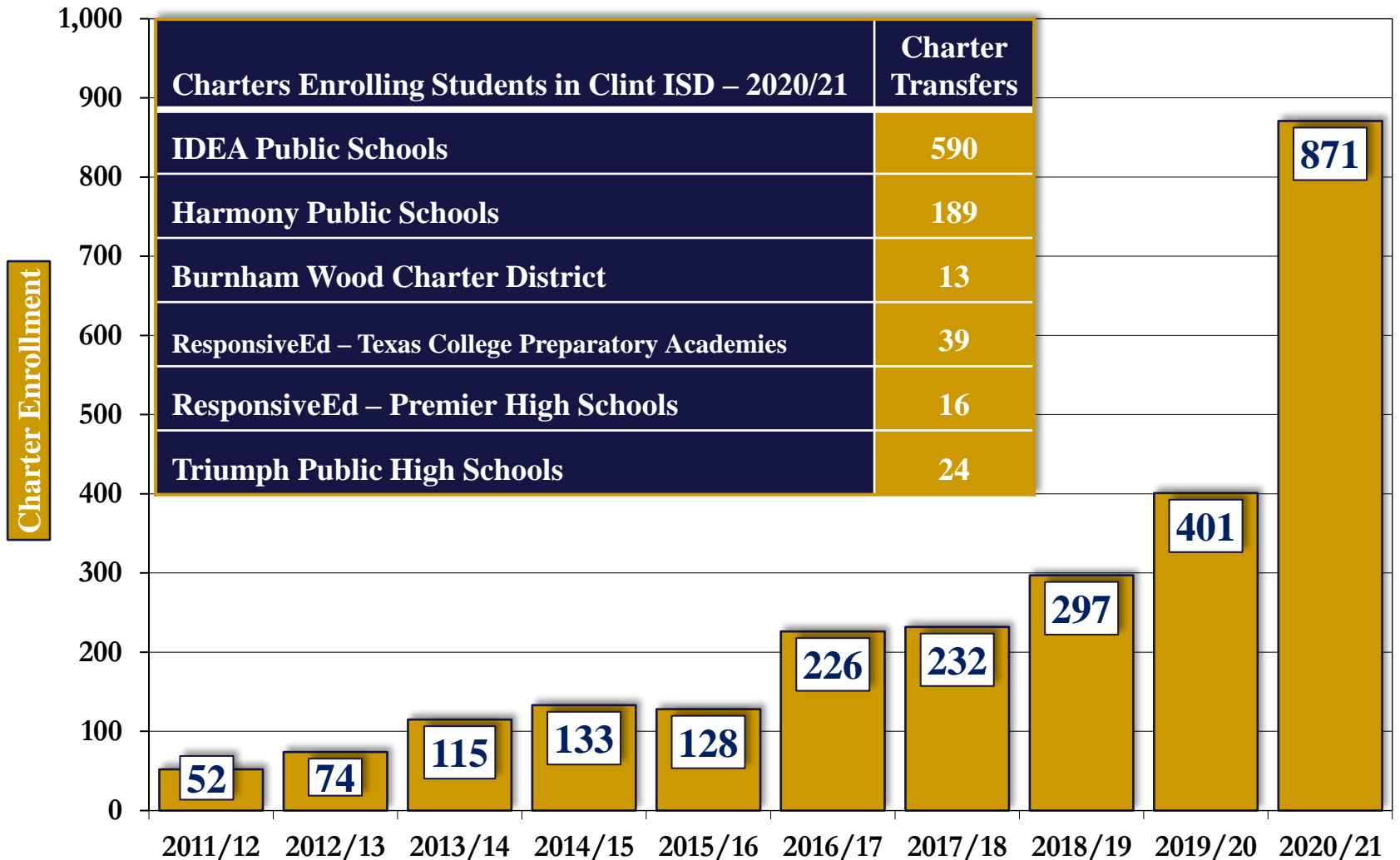
El Paso Region – Charter Enrollment by School District

Charter	Canutillo ISD	Clint ISD	El Paso ISD	Socorro ISD	Ysleta ISD
IDEA Public Schools	93	590	818	1,750	371
Harmony Public Schools	10	189	979	1,060	957
Burnham Wood Charter District	269	13	799	87	67
ResponsiveEd – Texas College Preparatory Academies	13	39	62	141	74
ResponsiveEd – Premier High Schools	11	16	173	61	62
El Paso Academy	31	--	105	59	112
Vista Del Futuro Charter School	--	--	20	195	26
El Paso Leadership Academy	--	--	178	--	20
Triumph Public High Schools	--	24	58	53	41
La Fe Preparatory	--	--	147	--	24
Total – 10 Charters	427	871	3,339	3,406	1,754

Canutillo ISD: Historical Charter Enrollment

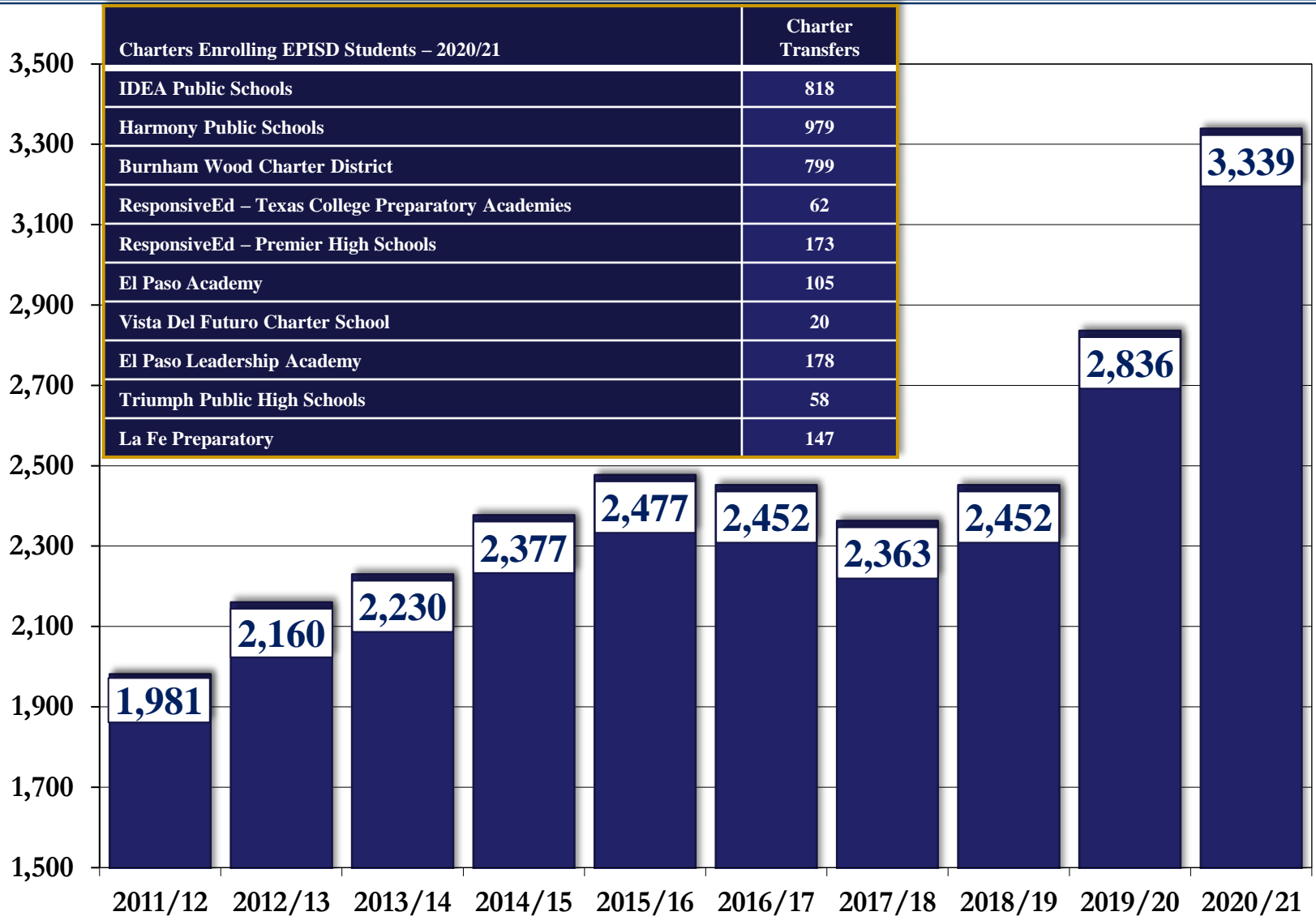


Clint ISD: Historical Charter Enrollment

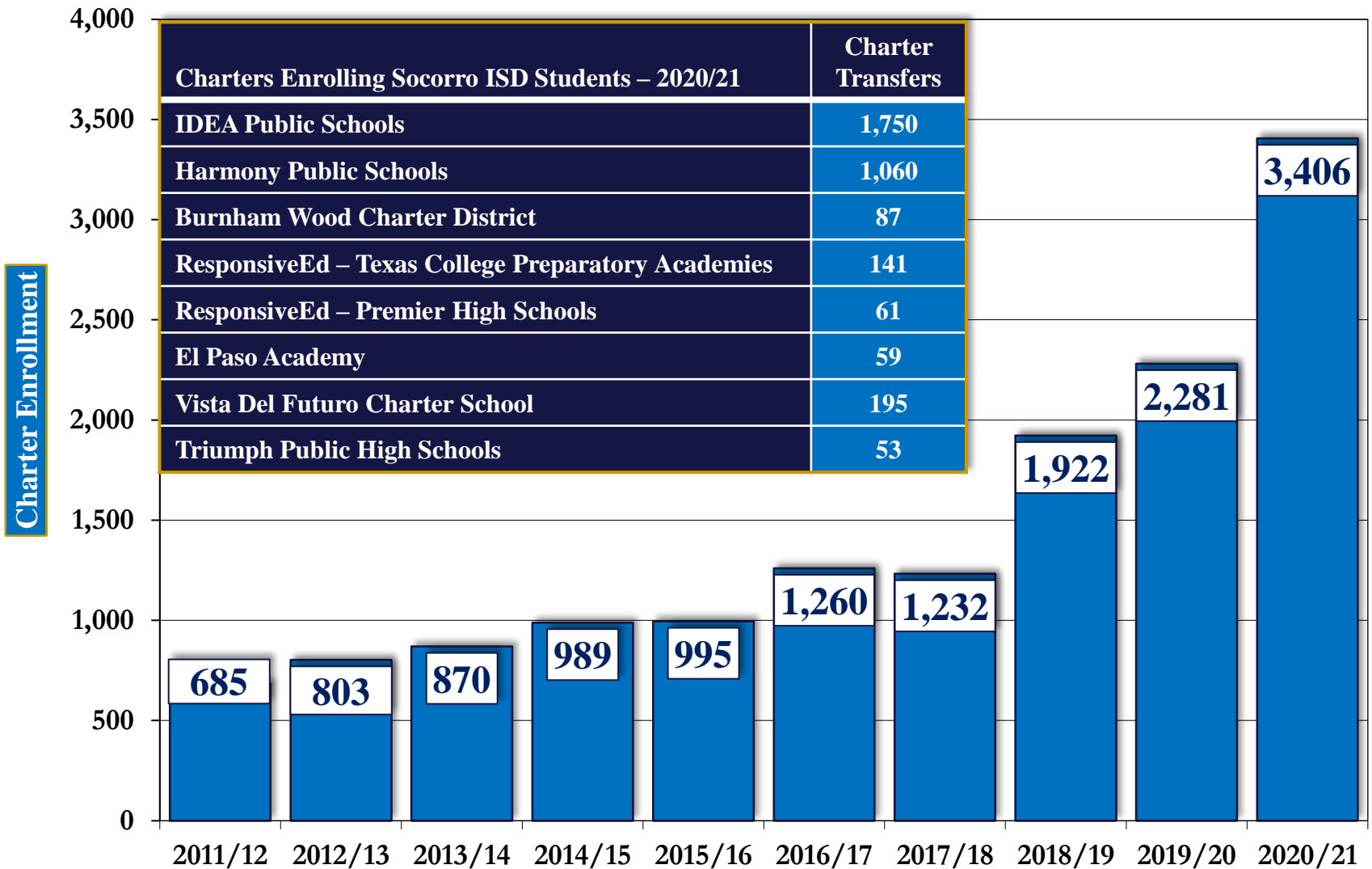


El Paso ISD: Historical Charter Enrollment

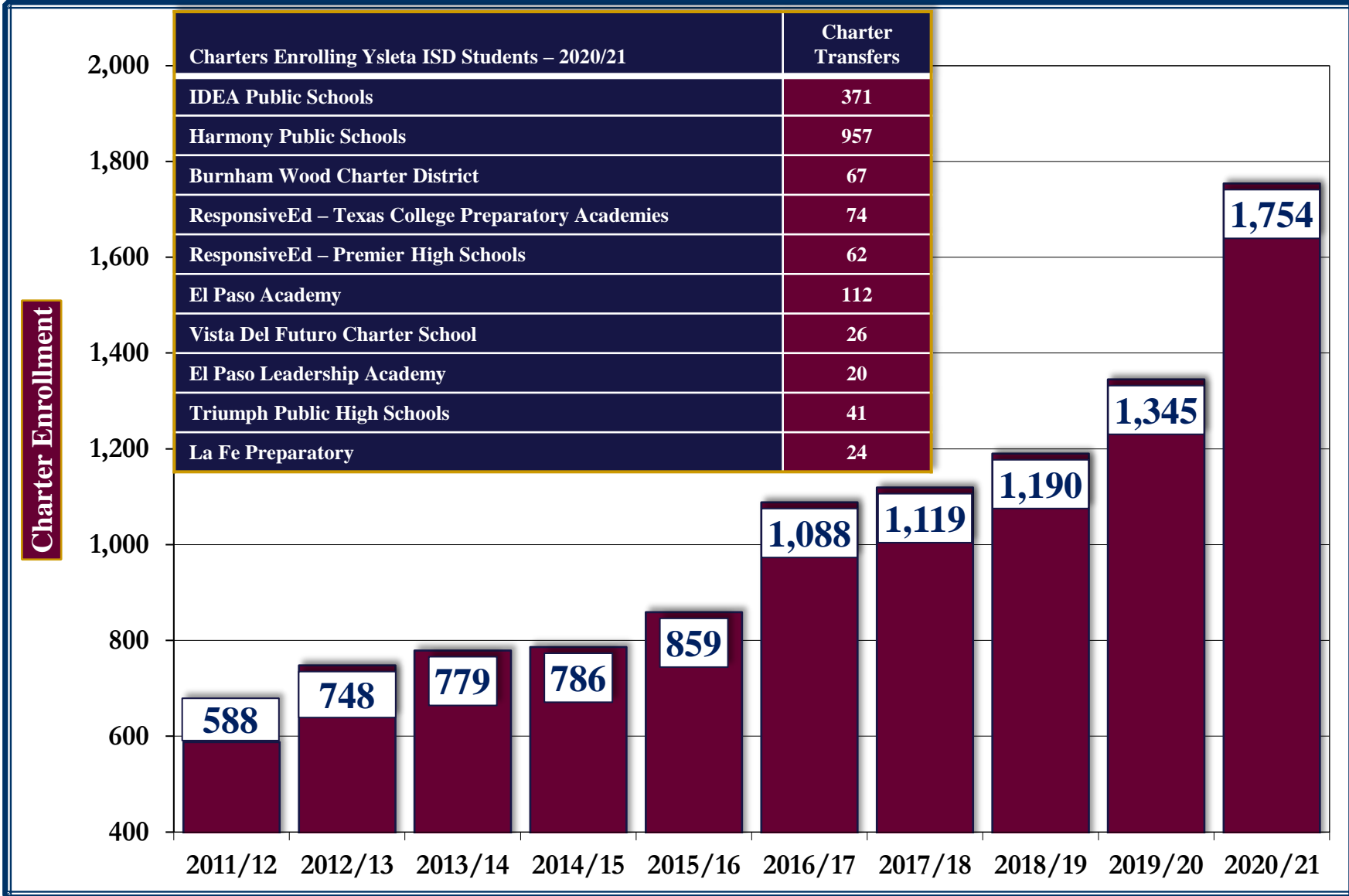
Charter Enrollment



Socorro ISD: Historical Charter Enrollment



Ysleta ISD: Historical Charter Enrollment



El Paso Region: Academic Ratings and Charter Enrollment

- In the El Paso Region, every school district has an above average State Academic Rating of “B” (85) – “A” (91).
- However, the State annually diverts \$101,051,106 of taxpayer funding to charters for recruiting students from successful school districts in the El Paso Region.

School District	Academic Rating	Charter Enrollment	Estimated State Funding Diverted to Charters
Anthony ISD	88	13	\$ 132,613
Canutillo ISD	91	427	\$ 4,355,827
Clint ISD	88	871	\$ 8,885,071
El Paso ISD	88	3,339	\$ 34,061,139
Fabens ISD	88	12	\$ 122,412
San Elizario ISD	89	84	\$ 856,884
Socorro ISD	90	3,406	\$ 34,744,606
Tornillo ISD	85	--	--
Ysleta ISD	89	1,754	\$ 17,892,554
Total	--	9,906	\$ 101,051,106